

MERCURY SURVEILLANCE REPORT

**Hunterdon Central Regional High School
11-12 Field House Gymnasium
9-10 Auxiliary Gymnasium
84 Route 31
Flemington, New Jersey 08822**

PREPARED FOR:

Hunterdon Central Regional High School
84 Route 31
Flemington, New Jersey 08822

PREPARED BY:

PARS Environmental, Inc.
500 Horizon Drive, Suite 540
Robbinsville, NJ 08691

PARS PROJECT NO. 1124-26



December 2021



TABLE OF CONTENTS

1.0 INTRODUCTION.....	1
2.0 METHODOLOGY	2
2.1 MERCURY VAPOR SCREENING	2
3.0 RESULTS	3
3.1 MERCURY VAPOR SCREENING	3
4.0 CONCLUSIONS AND RECOMMENDATIONS.....	4

Figures, Tables and Appendices

Figure 1 – Sample Grid – 9-10 Auxiliary Gymnasium

Figure 2 – Sample Grid – 11-12 Field House Gymnasium

Table 1 – Sampling Results – Both Gymnasiums

Appendix A – NJDOH Mercury Flooring Guidance



**Mercury Surveillance Report
Hunterdon Central Regional High School
11-12 Field House and 9-10 Auxiliary Gymnasiums**



1.0 INTRODUCTION

On December 29, 2021, PARS Environmental, Inc. (PARS) conducted Mercury Periodic Surveillance (hereinafter, the “Surveillance”) of the Hunterdon Central Regional High School (HCRHS) 11-12 Field House Gymnasium and 9-10 Auxiliary Gymnasium located at 84 Route 31, Flemington, New Jersey 08822. Section 2.0 describes methodology; Section 3.0 includes findings of the Investigation; and Section 4.0 describes the conclusions and recommendations for HCRHS.

The gymnasiums were constructed in the 1960s, and are used frequently by students both during and after school hours for a variety of activities. It is known that mercury-containing products were used in the construction of the 11-12 Field House Gymnasium, and are suspected to be used in the construction of the 9-10 Auxiliary Gymnasium.

HCRHS has installed a new floor atop the original gymnasium floor in the 11-12 Field House, complete with a vapor barrier. No actions have been taken with regards to the 9-10 Auxiliary Gymnasium, as the observed mercury vapor levels have been well under New Jersey Department of Health (NJDOH) guidelines.

The Surveillance was conducted to evaluate whether or not mercury vapor was present above NJDOH guidelines, and if so, propose mitigation methods.

The Surveillance was completed by PARS Project Industrial Hygienist Ms. Marissa Weinstein.



2.0 METHODOLOGY

2.1 MERCURY VAPOR SCREENING

PARS utilized a Jerome 505 Mercury Meter to collect real-time mercury vapor concentrations within the HCRHS 11-12 Field House Gymnasium and 9-10 Auxiliary Gymnasium. Vapor screening was conducted randomly across both gymnasiums. PARS has previously conducted extensive Mercury Vapor Screening for both gymnasiums, and utilized the grid patterns from those screenings for location identification purposes. The grid layouts used for reference are attached as **Figures 1 and 2**. Readings were biased to areas likely to give off mercury vapors, i.e. areas where the floor was cracked or damaged, or where penetrations and holes or seams were observed.

PARS collected a total of 37 readings, two (2) readings per sample location. The first sample location was approximately six (6) inches off of the floor where the damage/penetration was located, and the second was taken approximately four (4) feet—chest height—off of the ground.



3.0 RESULTS

3.1 MERCURY VAPOR SCREENING

Mercury vapors were detected in low amounts throughout both the 11-12 Field House Gymnasium and 9-10 Auxiliary Gymnasium. The range of readings observed went from 1 nanogram per cubic meter (ng/m^3) up to $350 \text{ ng}/\text{m}^3$, which equals 0.000350 milligrams per cubic meter (mg/m^3).

The Occupational Safety and Health Administration (OSHA) set a Permissible Exposure Limit (PEL) for mercury at $0.1 \text{ mg}/\text{m}^3$ (equal to $100,000 \text{ ng}/\text{m}^3$). The American Conference of Governmental Industrial Hygienists (ACGIH) sets a Threshold Limit Value (TLV) at $0.025 \text{ mg}/\text{m}^3$ (equal to $25,000 \text{ ng}/\text{m}^3$). All readings observed in both the 11-12 Field House Gymnasium and 9-10 Auxiliary Gymnasium are well below both of these threshold amounts.

New Jersey Department of Health's (NJDOH) guideline for mercury vapor is 0.8 micrograms per cubic unit of air ($800 \text{ ng}/\text{m}^3$). Under this state guideline, this reading would be acceptable for a preschool age child to be in the room for eight hours a day for 180 days.

The averaged mercury concentration observed within both the 11-12 Field House Gymnasium and 9-10 Auxiliary Gymnasium were below this guideline. Sampling results are provided in **Table 1**. NJDOH's informational guidance document is provided in **Appendix A**.



**Mercury Surveillance Report
Hunterdon Central Regional High School
11-12 Field House and 9-10 Auxiliary Gymnasiums**



4.0 CONCLUSIONS AND RECOMMENDATIONS

Site observations showed the 11-12 Field House Gymnasium and 9-10 Auxiliary Gymnasium to be in good condition with minimal damage noted. Flooring seams and designed penetrations are also present within the flooring.

Based on the results of the investigation, PARS does not consider the mercury-containing flooring material within either gymnasium to be an immediate health hazard to the building occupants or visitors. Mercury vapor levels detected were below the NJDOH guidelines.

PARS continues to recommend six-month periodic surveillances of the 11-12 Field House Gymnasium and 9-10 Auxiliary Gymnasium to assess the condition of the flooring material and existing mercury vapor concentrations until the flooring has been removed.

-o0o-

PARS appreciates the opportunity to assist Hunterdon Central Regional High School with this project. Should you have any questions or comments please feel free to contact us at (609) 890-7277.

Respectfully submitted,

PARS ENVIRONMENTAL, INC.

Julian Fernandez-Obregon
Project Industrial Hygienist
Manager, Health & Safety Division

Marissa Weinstein
Staff Industrial Hygienist



**FIGURE 1
9-10 Auxiliary Gymnasium Sample Grid**

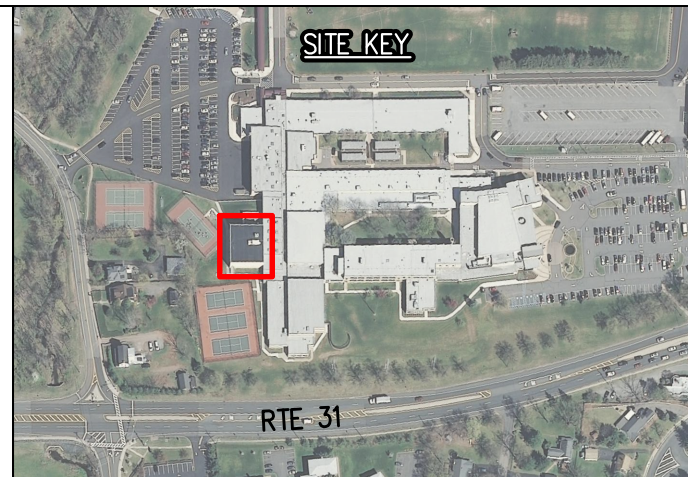
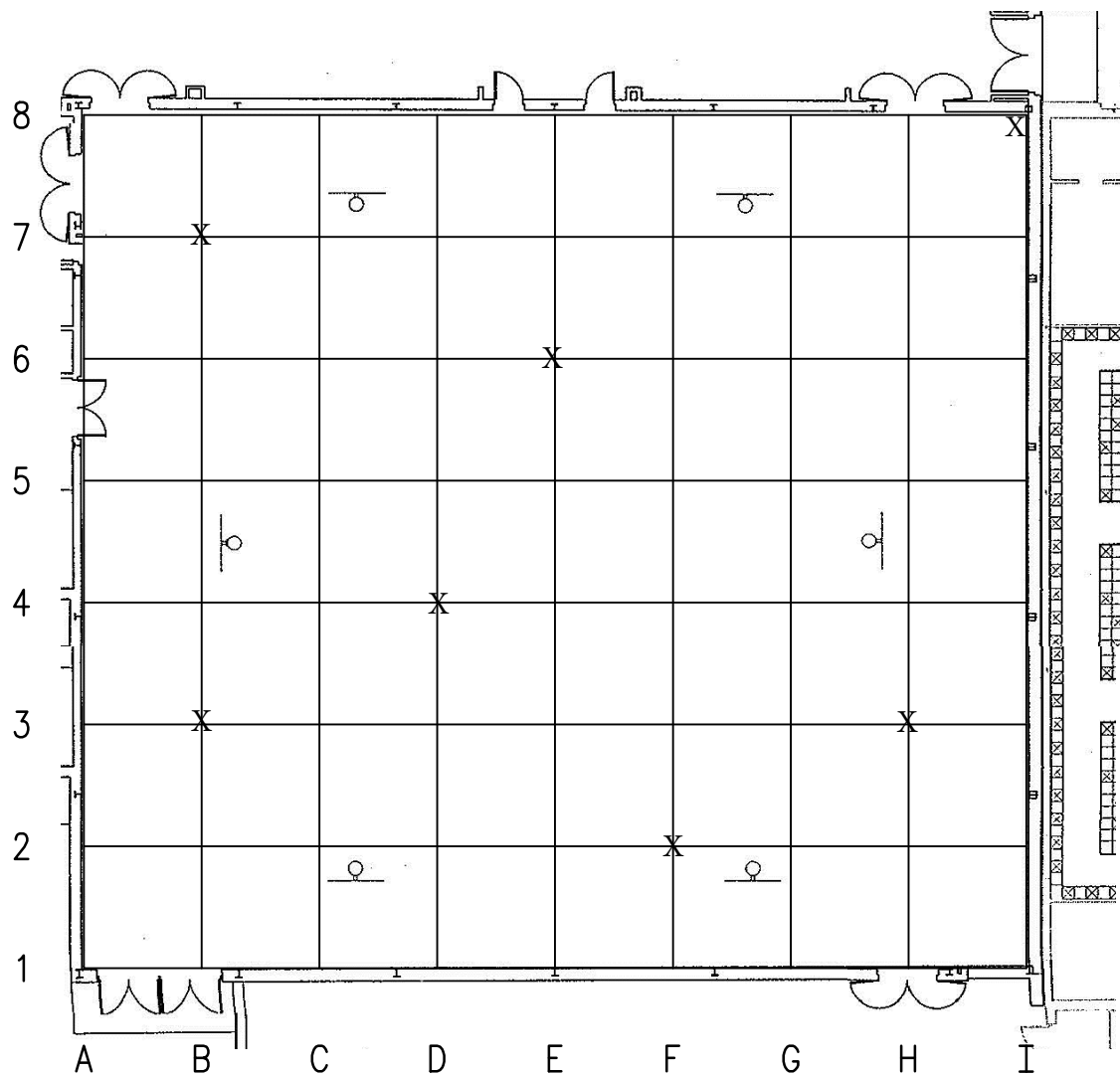


FIGURE 1
 SAMPLE LOCATION MAP
 HUNTERDON CENTRAL HIGH SCHOOL
 RARITAN, NJ



PARS ENVIRONMENTAL, INC.
 500 HORIZON DRIVE SUITE 540 ROBBINSVILLE, NEW JERSEY

DRAWN BY:	MN	JOB NUMBER:	1124-26
CHECKED BY:	JFO	DATE:	1/05/22



**FIGURE 2
11-12 Field House Gymnasium Sample Grid**

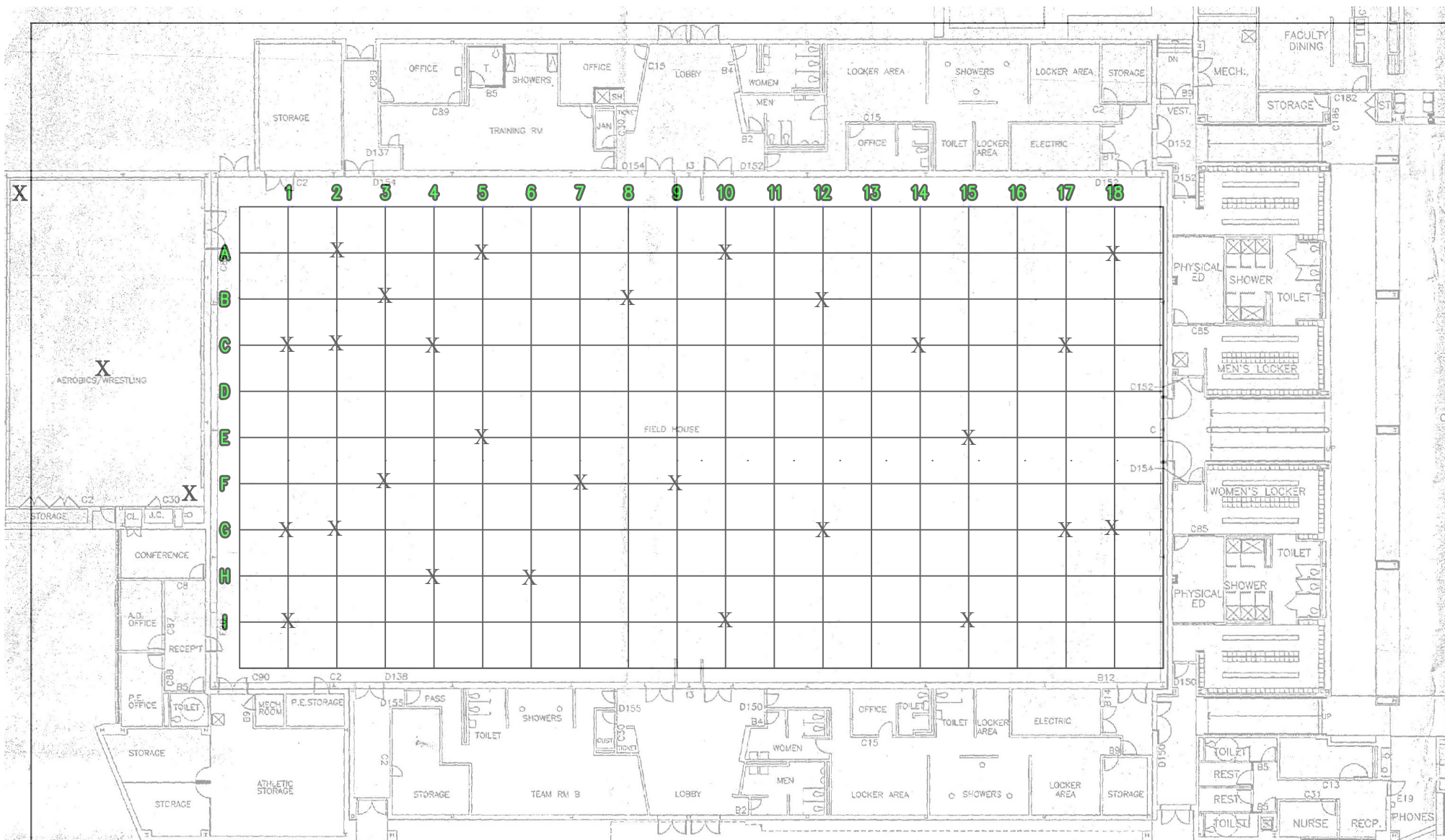


FIGURE 1
 SAMPLING GRID
 HUNTERDON CENTRAL REGIONAL HIGH SCHOOL
 84 ROUTE 31
 FLEMINGTON, NJ



PARS ENVIRONMENTAL, INC.
 500 HORIZON DRIVE SUITE 540 ROBBINSVILLE, NEW JERSEY



DRAWN BY: MN	JOB NUMBER: 1124-26
CHECKED BY: JFO	DATE: 1/05/22



**Mercury Surveillance Report
Hunterdon Central Regional High School
11-12 Field House and 9-10 Auxiliary Gymnasiums**

PARS
ENVIRONMENTAL

**TABLE 1
Sampling Results**

Table 1
Jerome Sampling Results
Hunterdon Central Regional High School
11-12 Field House and 9-10 Auxiliary Gymnasiums
84 Route 31
Flemington, New Jersey

Date	Reading	Location on Grid	Low Reading (6" Off Floor)	High Reading (Chest Height)
11-12 Field House Gymnasium				
12/29/2021	1	18A	340	300
12/29/2021	2	18G	260	250
12/29/2021	3	17G	260	300
12/29/2021	4	17C	270	270
12/29/2021	5	15E	250	200
12/29/2021	6	15I	290	280
12/29/2021	7	14C	300	230
12/29/2021	8	12B	250	180
12/29/2021	9	12G	340	270
12/29/2021	10	10A	300	260
12/29/2021	11	10I	310	310
12/29/2021	12	9F	290	250
12/29/2021	13	8B	300	310
12/29/2021	14	7F	250	170
12/29/2021	15	6H	240	220
12/29/2021	16	5A	260	280
12/29/2021	17	5E	220	160
12/29/2021	18	4C	330	210
12/29/2021	19	4H	210	210
12/29/2021	20	3B	210	220
12/29/2021	21	3F	250	220
12/29/2021	22	2A	200	250
12/29/2021	23	2C	230	350
12/29/2021	24	2G	180	190
12/29/2021	25	1C	350	260
12/29/2021	26	1G	210	250
12/29/2021	27	1I	130	300
12/29/2021	28	Wrestling Rm Lt Corner	20	0
12/29/2021	29	Wrestling Rm Middle	0	0
12/29/2021	30	Wrestling Rm Rt Back	90	50
12/29/2021	Average Reading		234.333333	223.333333
Combined Average (Low & High Readings)				228.833333
9-10 Auxiliary Gymnasium				
12/29/2021	1	3B	70	0
12/29/2021	2	7B	0	0
12/29/2021	3	4D	0	0
12/29/2021	4	6E	0	0
12/29/2021	5	2F	70	0
12/29/2021	6	3H	70	100
12/29/2021	7	8I	140	40

Table 1
Jerome Sampling Results
Hunterdon Central Regional High School
11-12 Field House and 9-10 Auxiliary Gymnasiums
84 Route 31
Flemington, New Jersey

Date	Reading	Location on Grid	Low Reading (6" Off Floor)	High Reading (Chest Height)
12/29/2021	Average Reading		50	20
Combined Average (Low & High Readings)				35



Appendix A

NJDOH Mercury Flooring Guidance



Guidance for New Jersey Schools: Evaluating Mercury in Synthetic Flooring

The New Jersey Department of Health is providing this fact sheet to New Jersey school districts concerned about mercury exposure from synthetic flooring.

What types of floors contain mercury?

The types of floors that may contain mercury are solid, rubber-like synthetic flooring manufactured from about 1960 until the 1990s. Not all synthetic flooring contains mercury. Flooring made using a catalyst known as “phenyl mercuric acetate” may release mercury vapors into the air under certain conditions. Not all flooring that contains mercury emit mercury vapors into the air.

What should you do if your school has a synthetic floor?

- Check to see if you can determine if the flooring contains mercury by contacting the manufacturer/installer or reviewing the Safety Data Sheet (SDS).
- If you are able to determine that the flooring contains mercury or you suspect it contains mercury, work with a qualified environmental consultant to evaluate the flooring and determine next steps.
- If indoor air sampling is recommended, it should be done under normal school operating conditions.

What levels of mercury are considered safe for school children and staff?

The New Jersey Department of Health (NJDOH) has adopted Standards for Indoor Environment Certification and for Licensure of Indoor Environmental Consultants (N.J.A.C. 8:50). These regulations provide a risk assessment model that can be used to evaluate indoor air contaminants for school children and staff. Your indoor environmental consultant can use this risk model to determine a Maximum Contaminant Level (MCL) for mercury in your school. Alternatively, your consultant may evaluate the indoor air data to ensure that mercury levels are below $0.8\mu\text{g}/\text{m}^3$ which is based on the exposure scenario in the risk model that is protective of preschool-aged children.

N.J.A.C. 8:50 is available on the NJDOH website at:

http://www.nj.gov/health/ceohs/documents/eohap/njac_850_adoption.pdf



Division of Epidemiology, Environmental and Occupational Health
Consumer, Environmental and Occupational Health Service
Environmental and Occupational Health Surveillance Program
www.nj.gov/health/ceohs

