



2019-2020 School Climate Survey

Change in Positive Responses, November 2018 to November 2019

Students (2,365)

Wellness

Survey Prompt	2019-2020 Positive Rate	Change from 2018-2019
My school is kept clean.	67%	6%
My teachers give me a lot of encouragement.	68%	5%
Thinking back to the beginning of this school year, how often did you enjoy being in school?	48%	5%
My teachers will help me improve my work if I do poorly on an assignment.	69%	4%
My teachers make learning interesting.	59%	4%
Most students in my school do not really care about each other.	59%	4%
Thinking back to the beginning of the school year, how often did you hate being in school?	55%	4%
My teachers really care about me.	73%	3%
Most students in my school are easily able to work out disagreements with other students.	65%	3%
I often do not have enough time to get from one class to the next.	64%	3%
My teachers notice when I am doing a good job and let me know about it.	58%	3%
I like my school building.	83%	2%
How safe do you feel outside around the school?	81%	2%
I wish I went to a different school.	79%	2%
I have opportunities to express myself at school.	79%	2%
There are lots of chances for students in my school to talk with a teacher one-on-one.	71%	2%
Students at this school are often teased or picked on.	61%	2%
I sometimes stay home because I do not feel safe at school.	91%	1%
My parents would punish me if they found out I skipped school.	88%	1%
My teachers will give me extra help at school outside of our regular class.	88%	1%
Students at this school are often bullied.	80%	1%
I feel like I belong at this school.	77%	1%
Harassment, intimidation, and bullying by other students are a problem at my school.	76%	1%
Most students in my school treat each other well.	72%	1%
Students in my school treat each other with respect.	67%	1%
Most students in my school are well-behaved.	58%	1%
Teachers and other adults here listen to students' ideas about the school.	55%	1%
Most students in my school do their best, even when their work is difficult.	49%	1%
My family wants me to do well in school.	98%	0%
How safe do you feel in your classes?	88%	0%
My teachers provide me with lots of chances to be part of class discussions or activities.	85%	0%
Adults in this school are usually willing to make the time to give students extra help.	80%	0%
How safe do you feel in the hallways and bathrooms of the school?	74%	0%
Students are treated fairly by the adults in the school.	66%	0%
Students help decide what goes on in my school.	50%	0%
Adults in this school apply the same rules to all students equally.	50%	0%
In my school, students have lots of chances to help decide things, like activities and rules.	43%	0%
Students have lots of chances in my school to get involved in sports, clubs, and other school activities outside of class.	92%	-1%
Most students in my school help each other when asked.	80%	-1%
Teachers at my school treat students with respect.	79%	-2%
My school has clear rules and consequences for behavior.	68%	-2%
The length of the school day is about right.	61%	-2%



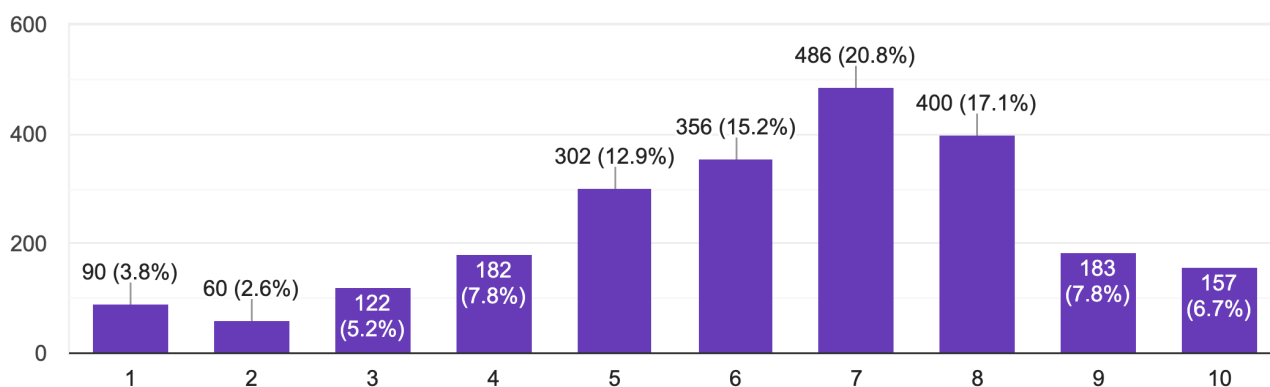
2019-2020 School Climate Survey

Change in Positive Responses, November 2018 to November 2019

This year, we worked with a group of students who wanted a gauge on student wellness as they plan student-led initiatives. They added additional questions to the student survey, all tagged as related to wellness. The results are below.

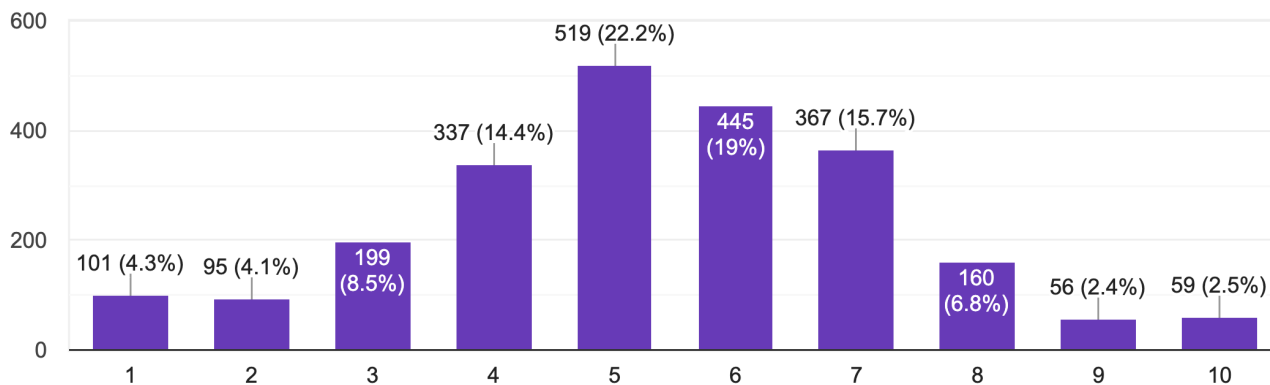
On a scale of 1-10, how are you feeling today?

2,338 responses



How happy do you believe students at Hunterdon Central generally feel?

2,338 responses



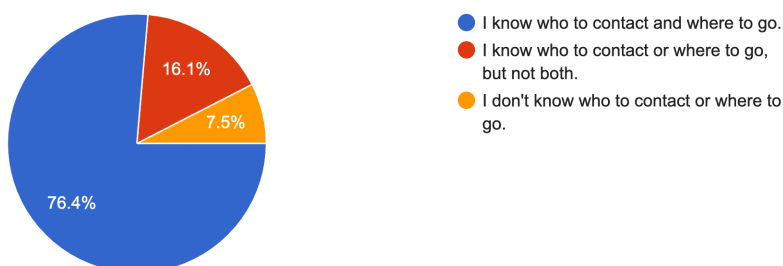


2019-2020 School Climate Survey

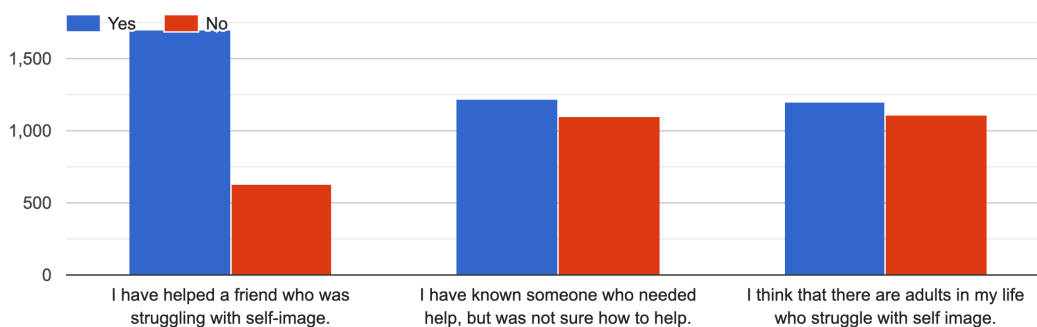
Change in Positive Responses, November 2018 to November 2019

If you need to talk to someone about your personal well-being, do you know who to contact or where to go in the school?

2,336 responses

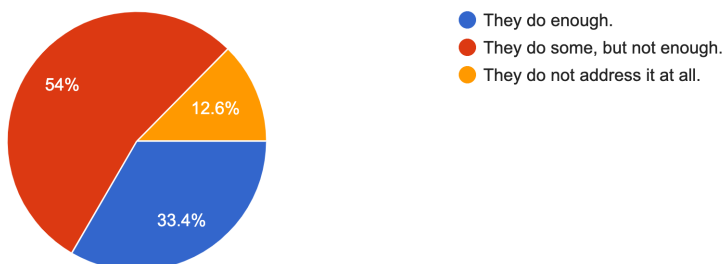


Please answer Yes or No to the following prompts. In these prompts, "self image" refers to a person's ideas about themselves, their skills, and their personality.



Do you think your teachers, counselors, and other staff at Hunterdon Central do enough to address mental health concerns among students?

2,340 responses





2019-2020 School Climate Survey

Change in Positive Responses, November 2018 to November 2019

Students (2,365)

Powerful Learning

Survey Prompt	2019-2020 Positive Rate	Change from 2018-2019
My teachers give me a lot of encouragement.	68%	5%
Thinking back to the beginning of this school year, how often did you enjoy being in school?	48%	5%
My teachers will help me improve my work if I do poorly on an assignment.	69%	4%
My teachers make learning interesting.	59%	4%
Thinking back to the beginning of the school year, how often did you hate being in school?	55%	4%
Most students in my school try to do a good job on schoolwork even when it is not interesting.	56%	3%
My teachers really care about me.	73%	3%
My teachers notice when I am doing a good job and let me know about it.	58%	3%
Most students in my school do all their homework.	40%	2%
Thinking back to the beginning of the school year, how often did you feel that the school work you were assigned was meaningful and important?	39%	2%
Most students in my school think it is OK to cheat if other students are cheating.	61%	2%
My teachers encourage students to share their ideas about things we are studying in class.	73%	2%
I have opportunities to express myself at school.	79%	2%
There are lots of chances for students in my school to talk with a teacher one-on-one.	71%	2%
My parents would punish me if they found out I skipped school.	88%	1%
My teachers will give me extra help at school outside of our regular class.	88%	1%
Students in my school treat each other with respect.	67%	1%
Most students in my school do their best, even when their work is difficult.	49%	1%
My family wants me to do well in school.	98%	0%
My teachers provide me with lots of chances to be part of class discussions or activities.	85%	0%
Adults in this school are usually willing to make the time to give students extra help.	80%	0%
Students are treated fairly by the adults in the school.	66%	0%
My parents ask if I've gotten my homework done.	84%	0%
My teachers often assign homework that helps me learn.	51%	-1%
Teachers at my school treat students with respect.	79%	-2%
The length of the school day is about right.	61%	-2%



2019-2020 School Climate Survey

Change in Positive Responses, November 2018 to November 2019

Students (2,365)

Strong Partnerships and Service

Survey Prompt	2019-2020 Positive Rate	Change from 2018-2019
My teachers give me a lot of encouragement.	68%	5%
Most students in my school do not really care about each other.	59%	4%
My teachers really care about me.	73%	3%
Most students in my school are easily able to work out disagreements with other students.	65%	3%
My teachers encourage students to share their ideas about things we are studying in class.	73%	2%
I have opportunities to express myself at school.	79%	2%
There are lots of chances for students in my school to talk with a teacher one-on-one.	71%	2%
My parents would punish me if they found out I skipped school.	88%	1%
My teachers will give me extra help at school outside of our regular class.	88%	1%
I feel like I belong at this school.	77%	1%
Most students in my school treat each other well.	72%	1%
Students in my school treat each other with respect.	67%	1%
Teachers and other adults here listen to students' ideas about the school.	55%	1%
My family wants me to do well in school.	98%	0%
Adults in this school are usually willing to make the time to give students extra help.	80%	0%
Students help decide what goes on in my school.	50%	0%
In my school, students have lots of chances to help decide things, like activities and rules.	43%	0%
My parents ask if I've gotten my homework done.	84%	0%
Students have lots of chances in my school to get involved in sports, clubs, and other school activities outside of class.	92%	-1%
Most students in my school help each other when asked.	80%	-1%
Teachers at my school treat students with respect.	79%	-2%



2019-2020 School Climate Survey

Change in Positive Responses, November 2018 to November 2019

Parents (239)

Wellness

Survey Prompt	2019-2020 Positive Rate	Change from 2018-2019
Students at my child's school are well-behaved.	79%	4%
School staff has helped my child learn how to manage time.	66%	4%
My child is safe going to and from school.	95%	2%
My child's school environment is clean and in good condition.	91%	2%
My child has pride in the school.	84%	1%
Students at my child's school respect their teachers.	81%	1%
The rules for student conduct are consistently enforced at my child's school.	76%	1%
The teachers in the school have built strong relationships with my child.	63%	1%
I am proud that my child attends this school.	89%	0%
The best teachers and staff are kept at my child's school.	72%	0%
Overall, I respect the teachers at my child's school.	93%	-1%
I am satisfied with the length of the school day.	89%	-1%
My child feels safe at school.	87%	-1%
The rules for student behavior at my child's school are fair.	86%	-1%
Adults in my child's school seem to work well with one another.	92%	-2%
I like my child's school building.	88%	-2%
School staff encourages students to respect each other's differences (for example, gender, race, culture, etc.).	88%	-2%
Adults who work in my child's school treat students with respect.	86%	-2%
Overall, I am satisfied with my child's school.	85%	-2%
My child has friends at school he or she can trust and talk to about problems.	84%	-2%
The teachers at my child's school are excellent.	74%	-2%
I feel comfortable talking with my child's teachers.	88%	-3%
My child's teachers encourage students to think independently.	87%	-3%
I wish my child went to a different school.	81%	-3%
Teachers at my child's school set high standards for students.	86%	-4%
My child can turn to friends at school with questions about homework.	86%	-4%
I feel welcome at my child's school.	77%	-5%
The teachers and staff at my child's school follow through on commitments.	82%	-6%
School staff has a positive impact on my child's behavior.	77%	-7%



2019-2020 School Climate Survey

Change in Positive Responses, November 2018 to November 2019

Parents (239)

Powerful Learning

Survey Prompt	2019-2020 Positive Rate	Change from 2018-2019
Students at my child's school are well-behaved.	79%	4%
School staff has helped my child learn how to manage time.	66%	4%
My child has pride in the school.	84%	1%
I am well-informed about how my child is doing in school.	83%	1%
Students at my child's school respect their teachers.	81%	1%
The teachers in the school have built strong relationships with my child.	63%	1%
I am proud that my child attends this school.	89%	0%
The best teachers and staff are kept at my child's school.	72%	0%
I am satisfied with the length of the school day.	89%	-1%
The rules for student behavior at my child's school are fair.	86%	-1%
Teachers assign high-quality homework that helps my child learn.	74%	-1%
Adults in my child's school seem to work well with one another.	92%	-2%
I like my child's school building.	88%	-2%
School staff encourages students to respect each other's differences (for example, gender, race, culture, etc.).	88%	-2%
Adults who work in my child's school treat students with respect.	86%	-2%
Overall, I am satisfied with my child's school.	85%	-2%
My child has friends at school he or she can trust and talk to about problems.	84%	-2%
The teachers at my child's school are excellent.	74%	-2%
I feel comfortable talking with my child's teachers.	88%	-3%
My child's teachers encourage students to think independently.	87%	-3%
I wish my child went to a different school.	81%	-3%
My child's academic performance has improved because of the staff at this school.	63%	-3%
Teachers at my child's school set high standards for students.	86%	-4%
My child can turn to friends at school with questions about homework.	86%	-4%
The academic needs of students are met at my child's school.	82%	-4%
I know what my child's teacher expects of my child.	81%	-4%
The learning environment at my child's school is excellent.	79%	-4%
I am satisfied with the extracurricular activities at my child's school.	83%	-6%
The teachers and staff at my child's school follow through on commitments.	82%	-6%
School staff has a positive impact on my child's behavior.	77%	-7%



2019-2020 School Climate Survey

Change in Positive Responses, November 2018 to November 2019

Parents (239)

Strong Partnerships and Service

Survey Prompt	2019-2020 Positive Rate	Change from 2018-2019
My child's school tries to get family members to take part in school activities.	66%	9%
Parents are involved in making important school decisions.	49%	6%
School staff has helped my child learn how to manage time.	66%	4%
My child has pride in the school.	84%	1%
I am well-informed about how my child is doing in school.	83%	1%
Students at my child's school respect their teachers.	81%	1%
The rules for student conduct are consistently enforced at my child's school.	76%	1%
The teachers in the school have built strong relationships with my child.	63%	1%
I am actively involved with my child's school.	54%	1%
I am proud that my child attends this school.	89%	0%
The best teachers and staff are kept at my child's school.	72%	0%
Overall, I respect the teachers at my child's school.	93%	-1%
The rules for student behavior at my child's school are fair.	86%	-1%
I know what is going on in my child's school.	73%	-1%
School staff encourages students to respect each other's differences (for example, gender, race, culture, etc.).	88%	-2%
Adults who work in my child's school treat students with respect.	86%	-2%
Overall, I am satisfied with my child's school.	85%	-2%
My child has friends at school he or she can trust and talk to about problems.	84%	-2%
The teachers at my child's school are excellent.	74%	-2%
I feel comfortable talking with my child's teachers.	88%	-3%
Communication with families occurs in an open and respectful manner.	86%	-3%
I wish my child went to a different school.	81%	-3%
Teachers at my child's school set high standards for students.	86%	-4%
My child can turn to friends at school with questions about homework.	86%	-4%
The academic needs of students are met at my child's school.	82%	-4%
I know what my child's teacher expects of my child.	81%	-4%
I feel welcome at my child's school.	77%	-5%
I am satisfied with the extracurricular activities at my child's school.	83%	-6%
The teachers and staff at my child's school follow through on commitments.	82%	-6%
School staff has a positive impact on my child's behavior.	77%	-7%



2019-2020 School Climate Survey

Change in Positive Responses, November 2018 to November 2019

Certificated Staff (230)

Wellness

Survey Prompt	2019-2020 Positive Rate	Change from 2018-2019
Teachers talk with students about ways to understand and control emotions.	75%	25%
School administrators and staff communicate with each other effectively.	69%	19%
School administrators recognize staff for a job well-done.	78%	18%
Students in this school respect each other's differences (for example, gender, race, culture, etc.).	90%	10%
In this school, we teach ways to resolve disagreements so that everyone can be satisfied with the outcomes.	68%	9%
School administrators back me up when I need it.	84%	8%
School administrators promote the success of all students.	87%	7%
At this school, I am treated and respected as an educational professional.	81%	7%
Students at this school learn ways to manage time.	50%	7%
I take pride in the appearance of the school.	95%	6%
Students respect their teachers.	92%	6%
Adults at this school build strong relationships with students.	94%	5%
Students at this school don't care about learning.	87%	5%
The school environment is clean and in good condition.	89%	4%
School administrators communicate effectively with others from diverse backgrounds.	81%	4%
Staff members have close working relationships with each other.	81%	4%
Students have pride in the school.	57%	4%
Students are safe at this school.	96%	3%
This school encourages students to get involved in extracurricular activities.	90%	3%
The school community has high expectations of all students.	83%	3%
Parents respect their children's teachers.	76%	3%
Many students at this school go out of their way to treat other students badly.	98%	2%
Students at this school are well-behaved.	95%	2%
The school staff respects and embraces diversity.	89%	2%
At this school, it is common for students to tease and insult one another.	63%	2%
I feel safe in the classrooms.	98%	1%
I feel safe in the hallways and bathrooms.	97%	1%
I feel safe outside on the school grounds.	97%	1%
Adults who work in this school typically work well with one another.	96%	1%
Parents care about how their child performs in school.	96%	1%
I look forward to coming to work every day.	84%	1%
The school consistently enforces the code of student conduct.	52%	1%
Adults who work in this school treat students with respect.	97%	0%
This school is a good place for me to work and learn.	93%	0%
I am proud to tell others that I work at this school.	92%	0%
I am dissatisfied with opportunities for my professional growth.	81%	0%
I have access to the tools I need to do my job.	93%	-1%
The code of student conduct is fair.	93%	-2%
I spend too much of my time with students on disciplining them.	90%	-3%
I spend a great deal of time dealing with students' social and emotional challenges.	31%	-23%



2019-2020 School Climate Survey

Change in Positive Responses, November 2018 to November 2019

Certificated Staff (230)

Powerful Learning

Survey Prompt	2019-2020 Positive Rate	Change from 2018-2019
Teachers talk with students about ways to understand and control emotions.	75%	25%
Teachers do not have enough autonomy over their classrooms.	75%	15%
Students in this school respect each other's differences (for example, gender, race, culture, etc.).	90%	10%
Some students at this school just cannot be motivated to do the work.	40%	10%
The school's schedule allows adequate time for staff collaboration.	30%	9%
School administrators are aware of what goes on in the classrooms.	59%	8%
School administrators promote the success of all students.	87%	7%
At this school, I am treated and respected as an educational professional.	81%	7%
School administrators give me useful feedback on my work with students.	78%	7%
Class enrollments are too large.	54%	7%
Students at this school learn ways to manage time.	50%	7%
Students respect their teachers.	92%	6%
Students at this school get the chance to work independently.	91%	6%
The school's schedule allows adequate time for teacher preparation and planning.	43%	6%
Adults at this school build strong relationships with students.	94%	5%
Students at this school don't care about learning.	87%	5%
Parents are aware of what is expected of their child at this school.	80%	5%
School administrators communicate effectively with others from diverse backgrounds.	81%	4%
Staff members have close working relationships with each other.	81%	4%
The best teachers and staff are retained at this school.	63%	4%
Students have pride in the school.	57%	4%
Students at this school are encouraged to think critically.	92%	3%
The school community has high expectations of all students.	83%	3%
Students at this school are well-behaved.	95%	2%
The school staff respects and embraces diversity.	89%	2%
Parents care about how their child performs in school.	96%	1%
I look forward to coming to work every day.	84%	1%
This school is a good place for me to work and learn.	93%	0%
I have access to the tools I need to do my job.	93%	-1%
I spend too much of my time with students on disciplining them.	90%	-3%



2019-2020 School Climate Survey

Change in Positive Responses, November 2018 to November 2019

Certificated Staff (230)

Strong Partnerships and Service

Survey Prompt	2019-2020 Positive Rate	Change from 2018-2019
Teachers talk with students about ways to understand and control emotions.	75%	25%
Students in this school respect each other's differences (for example, gender, race, culture, etc.).	90%	10%
School administrators promote the success of all students.	87%	7%
At this school, I am treated and respected as an educational professional.	81%	7%
Students respect their teachers.	92%	6%
Adults at this school build strong relationships with students.	94%	5%
Staff members have close working relationships with each other.	81%	4%
Students have pride in the school.	57%	4%
This school encourages students to get involved in extracurricular activities.	90%	3%
The school community has high expectations of all students.	83%	3%
Students at this school are well-behaved.	95%	2%
The school staff respects and embraces diversity.	89%	2%
I look forward to coming to work every day.	84%	1%
This school is a good place for me to work and learn.	93%	0%
I am dissatisfied with opportunities for my professional growth.	81%	0%
Parents are actively involved with the school.	51%	-1%



2019-2020 School Climate Survey

Change in Positive Responses, November 2018 to November 2019

Non-certificated Staff (67)

Wellness

Survey Prompt	2019-2020 Positive Rate	Change
School administrators recognize staff for a job well-done.	76%	15%
School administrators communicate effectively with others from diverse backgrounds.	92%	12%
School administrators follow through on commitments.	89%	11%
School administrators and staff communicate with each other effectively.	68%	5%
Parents respect the staff at this school.	82%	5%
The school staff respects and embraces diversity.	92%	5%
I look forward to coming to work every day.	94%	5%
School administrators back me up when I need it.	84%	4%
This school is a good place for me to work and learn.	97%	3%
Students respect the staff at this school.	86%	2%
Students have pride in the school.	69%	1%
The school environment is clean and in good condition.	89%	1%
Parents care about how their child performs in school.	89%	1%
When I work with students, I spend most of that time dealing with their social and emotional challenges.	65%	0%
At this school, I am treated and respected as a professional.	75%	0%
Students at this school don't care about learning.	90%	0%
I have access to the tools I need to do my job.	94%	0%
Many students at this school go out of their way to treat other students badly.	95%	0%
The school consistently enforces the code of student conduct.	63%	-1%
In this school, we teach and practice ways to resolve disagreements so that everyone can be satisfied with the outcomes.	81%	-1%
Students are safe at this school.	97%	-1%
I am proud to tell others that I work at this school.	97%	-1%
Adults who work in this school treat students with respect.	98%	-2%
I feel safe in the classrooms.	98%	-2%
I feel safe outside on the school grounds.	98%	-2%
Students at this school are well-behaved.	88%	-3%
I take pride in the appearance of the school.	92%	-3%
Adults who work in this school typically work well with one another.	90%	-4%
Adults at this school build strong relationships with students.	93%	-4%
I feel safe in the hallways and bathrooms.	95%	-5%
I am dissatisfied with opportunities for my professional growth.	61%	-6%
Staff members have close working relationships with each other.	71%	-13%
At this school, it is common for students to tease and insult one another.	60%	-16%
The school community has high expectations of all students and employees.	80%	-17%



2019-2020 School Climate Survey

Change in Positive Responses, November 2018 to November 2019

Non-certificated Staff (67)

Powerful Learning

Survey Prompt	2019-2020 Positive Rate	Change
School administrators communicate effectively with others from diverse backgrounds.	92%	12%
Supervisors and administrators give me useful feedback on my work.	83%	7%
The school's schedule allows adequate time for me to work with my colleagues.	86%	7%
The school staff respects and embraces diversity.	92%	5%
I look forward to coming to work every day.	94%	5%
This school is a good place for me to work and learn.	97%	3%
Students respect the staff at this school.	86%	2%
Students have pride in the school.	69%	1%
Parents care about how their child performs in school.	89%	1%
At this school, I am treated and respected as a professional.	75%	0%
Students at this school don't care about learning.	90%	0%
I have access to the tools I need to do my job.	94%	0%
Parents are aware of what is expected of their child at this school.	87%	-1%
The best people work here, and want to stay here.	79%	-2%
Students at this school are well-behaved.	88%	-3%
Adults at this school build strong relationships with students.	93%	-4%
Staff members have close working relationships with each other.	71%	-13%
The school community has high expectations of all students and employees.	80%	-17%



2019-2020 School Climate Survey

Change in Positive Responses, November 2018 to November 2019

Non-certificated Staff (67)

Strong Partnerships and Service

Survey Prompt	2019-2020 Positive Rate	Change from 2018-2019
School administrators recognize staff for a job well-done.	76%	15%
School administrators communicate effectively with others from diverse backgrounds.	92%	12%
Supervisors and administrators give me useful feedback on my work.	83%	7%
The school's schedule allows adequate time for me to work with my colleagues.	86%	7%
School administrators hold themselves to the same high expectations as others.	85%	6%
School administrators and staff communicate with each other effectively.	68%	5%
Parents respect the staff at this school.	82%	5%
The school staff respects and embraces diversity.	92%	5%
I look forward to coming to work every day.	94%	5%
School administrators involve staff in decision making and problem solving.	60%	4%
School administrators back me up when I need it.	84%	4%
This school is a good place for me to work and learn.	97%	3%
Students respect the staff at this school.	86%	2%
Parents know what is going on in this school.	81%	2%
Parents are made to feel welcome in this school.	90%	2%
Students have pride in the school.	69%	1%
Parents care about how their child performs in school.	89%	1%
At this school, I am treated and respected as a professional.	75%	0%
I have access to the tools I need to do my job.	94%	0%
The school consistently enforces the code of student conduct.	63%	-1%
Parents are actively involved with the school.	63%	-1%
In this school, we teach and practice ways to resolve disagreements so that everyone can be satisfied with the outcomes.	81%	-1%
Parents are aware of what is expected of their child at this school.	87%	-1%
The best people work here, and want to stay here.	79%	-2%
Adults who work in this school treat students with respect.	98%	-2%
Students at this school are well-behaved.	88%	-3%
Adults who work in this school typically work well with one another.	90%	-4%
Adults at this school build strong relationships with students.	93%	-4%
I am dissatisfied with opportunities for my professional growth.	61%	-6%
Staff members have close working relationships with each other.	71%	-13%
The school community has high expectations of all students and employees.	80%	-17%