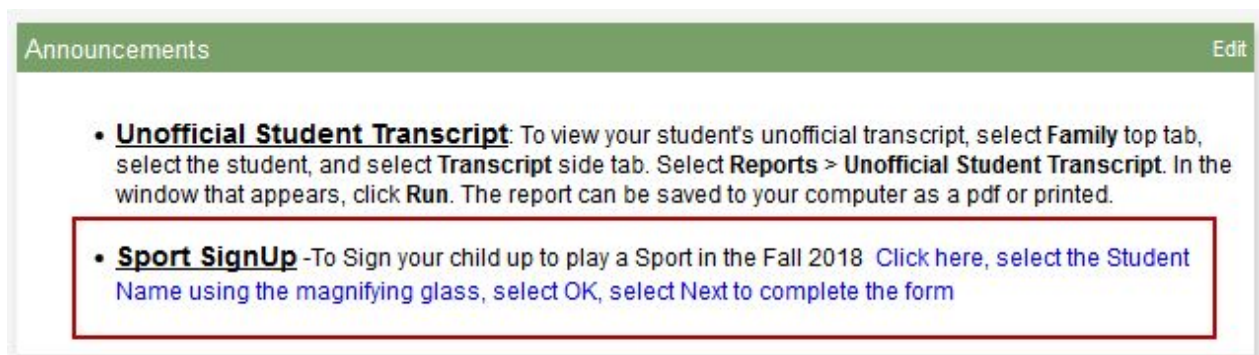


Hunterdon Central Sports Sign-up Instructions

Parents/Guardians must have a Hunterdon Central Aspen account in order to sign their student up to play a sport. The sign-up must be completed from a **Parent** Aspen Account, **NOT a Student** Aspen Account. If you do not have a Parent Aspen Account, please go to the Hunterdon Central website, select **Aspen Login and Information** under Quicklinks.

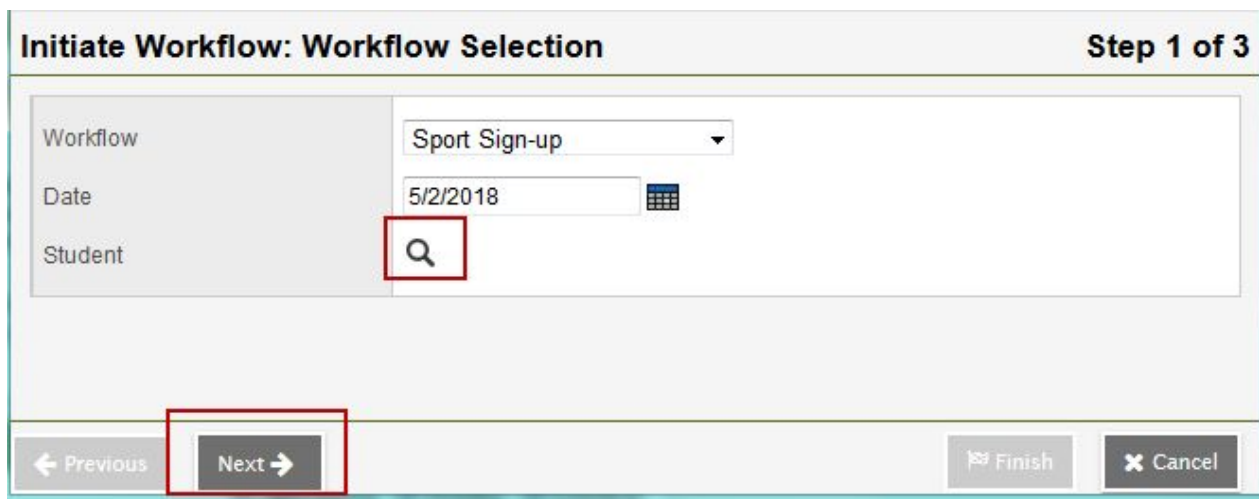
If you are completing this process on a mobile device, you need to click the "**View Full Site**" link.

Once a Parent Aspen Account has been created and you have logged in, select the Sport SignUp under Announcements on the left side of the Home Page.



Announcements Edit

- **Unofficial Student Transcript:** To view your student's unofficial transcript, select **Family** top tab, select the student, and select **Transcript** side tab. Select **Reports > Unofficial Student Transcript**. In the window that appears, click **Run**. The report can be saved to your computer as a pdf or printed.
- **Sport SignUp** -To Sign your child up to play a Sport in the Fall 2018 [Click here](#), select the Student Name using the magnifying glass, select OK, select Next to complete the form



Initiate Workflow: Workflow Selection Step 1 of 3

Workflow	Sport Sign-up
Date	5/2/2018
Student	<input type="text"/>


Select the Student using the magnifying glass. Select OK.

Select **Next**.

The registration form will display. Please read all directions on the registration form.

A red asterisk * next to a field name signifies that the field is a required field.

Where available, select the drop down arrow to select from a list of valid entries.



Sport *

Please carefully read all Consents. Type your name in the box to confirm your consent.

ALL PARENT AGREEMENTS AND SIGNATURES MUST BE MADE BY THE PARENT OR LEGAL GUARDIAN.

Hunterdon Central Sports Sign-up Instructions

ALL STUDENT AGREEMENTS AND SIGNATURES MUST BE MADE BY THE STUDENT ATHLETE, REGARDLESS OF AGE.

Once all Consents have been given:

***NOTE: You need to click on the "Next" button located on the lower left corner of this window and then click on the "Finish" button located on the lower right corner of this window in order to submit the form.**

You will receive a confirmation email when this form is properly submitted.